

Cisco Jabber

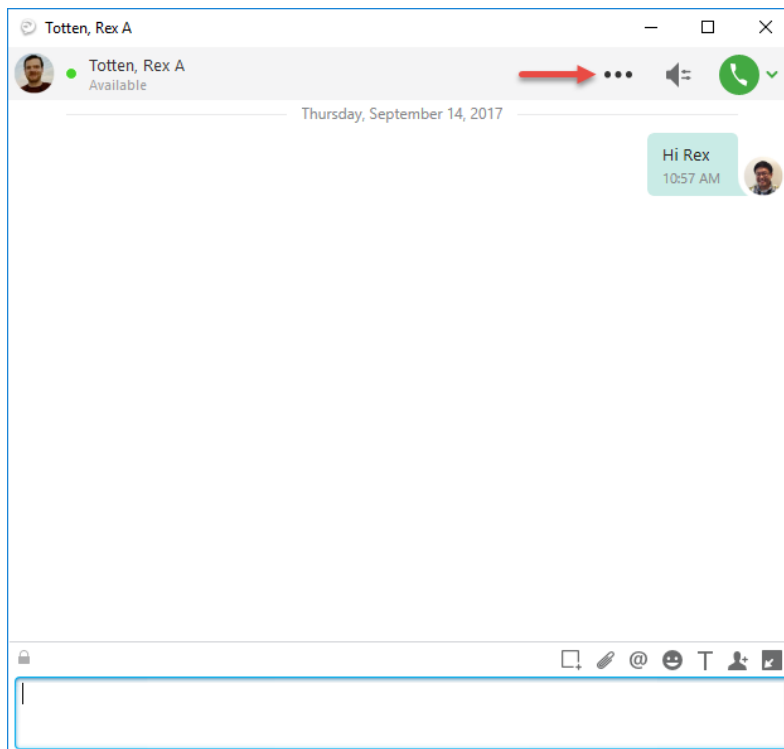
How Do I Start a Instant Meeting in Jabber?

The Meet Now option will only work if you have a WebEx account and the WebEx information is properly configured in Jabber. If needed, follow these instructions to [verify and set up a WebEx account](#).

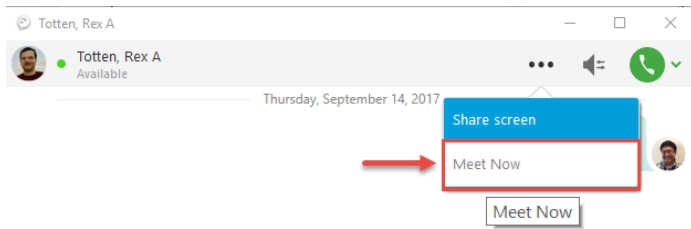
Meet Now allows you to start an Instant Meeting from Jabber.

To start a WebEx Instant meeting in Jabber:

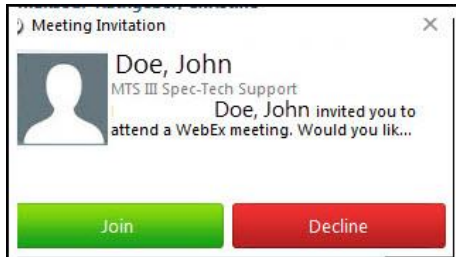
1. In the **Jabber Chat Conversation** window, Click on the **collaboration tool (...)**



2. Select **Meet Now**.



- Invited participants receive a pop-up in Jabber to **Join** or **Decline**.



- The Jabber host and invited parties that accepted the meeting will join in WebEx.