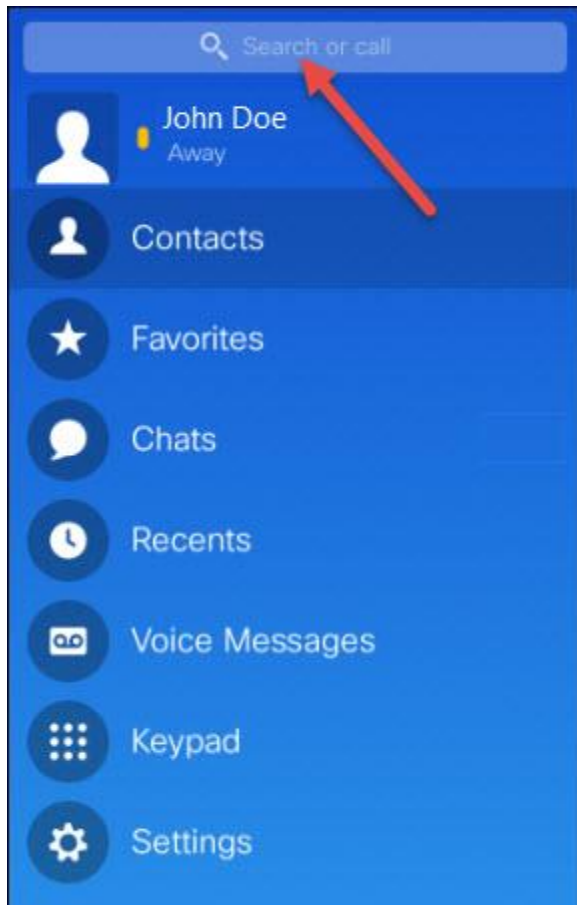


Cisco Jabber

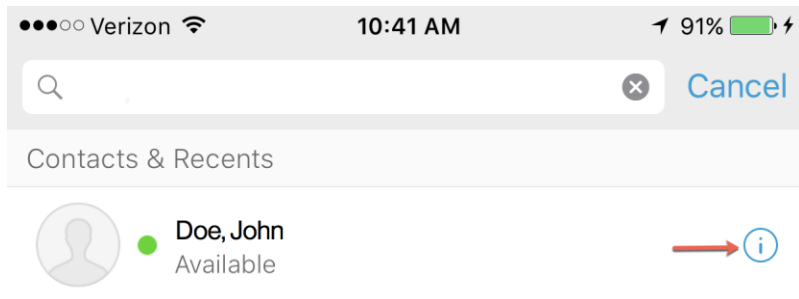
How Do I Start a Chat in Jabber Mobile for Apple iOS?

To start a chat in Jabber Mobile for Apple iOS, follow the directions below.

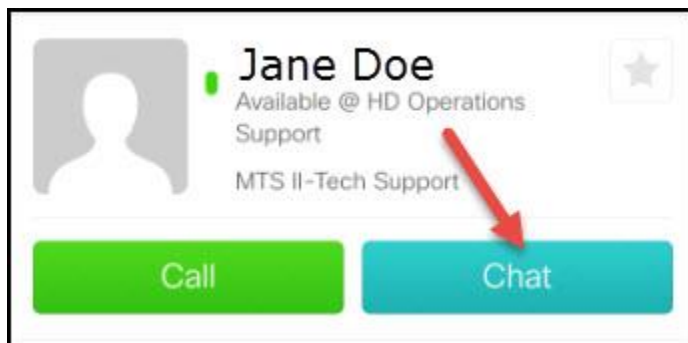
1. To start a chat, search for your **contact** by name or email address.



2. When the contact is found, *Click* on the **Info button**.



3. Click on the **Chat** button



4. Another option is to find your contact in your Contact List. Click on **Contacts** in the Jabber mobile window.
5. Once the contact is found, Choose the contact name.
6. This will automatically open a chat window and you will be able to send/receive chat messages.

