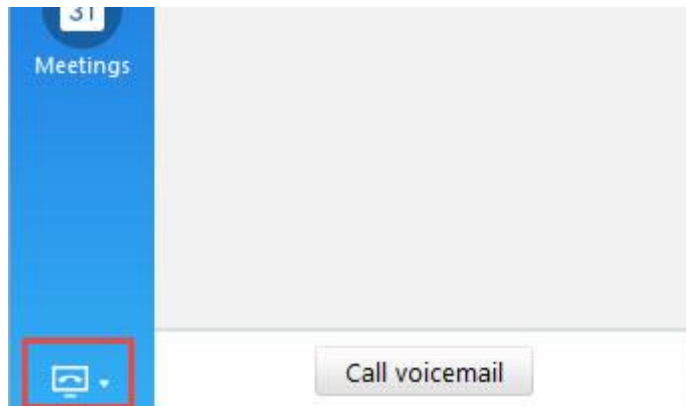


Cisco Jabber

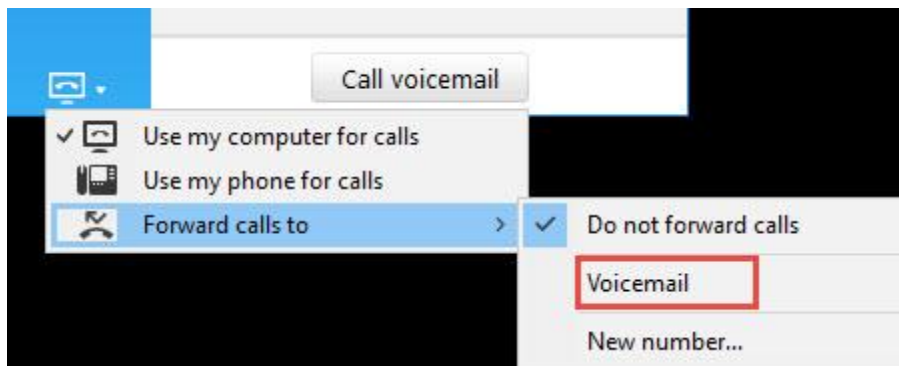
How Do I Forward Calls in Jabber?

To forward your calls in Jabber follow the steps below.

1. In the Jabber main window, click on the **phone** icon at the bottom left corner.

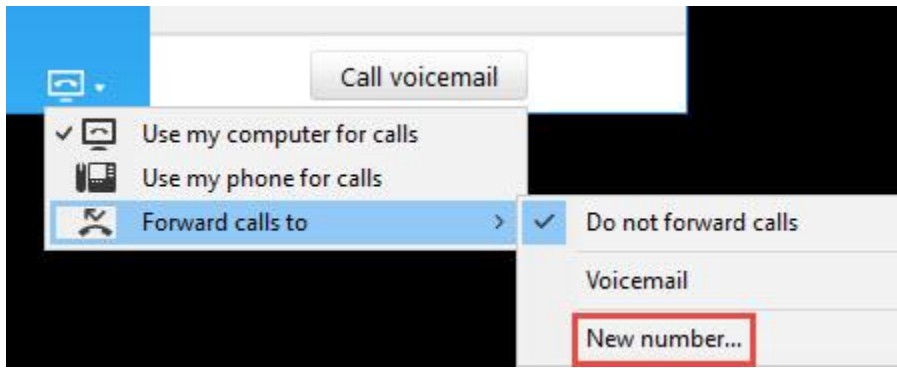


2. To forward your call to a voicemail, select **Forward calls to**, then select **Voicemail**.



3. To forward your call to another phone number, from the list choose New number...

Enter the **phone number** you want to forward your calls to and select **Forward**.



Note 1: Enter the number without dashes.

Note 2: If you normally have to dial 9 to get an outside line, include it in front of the phone number. (i.e. 91800111222).

